

DISTRIBUTOR/AGENT:	DATE OF ORDER:
	DATE OF DELIVERY:
	NAME OF THE ADDRESSEE/USER:



FEATURES

- **Frame** painted with non-toxic epoxy powders. Compact and adjustable in height - to allow access to different table tops and work surfaces - thanks to the gas spring for the adjustment with the child seated. The **international height adjustment patented system**, typical of the "GRILLO product family", allows for a compact, space-saving base while offering a wide range of height adjustments.
- Grillo Adaptive Seating has a very **breathable, comfortable, durable, easy to wash and quick to dry** fabric, composed by:
 - » Load-bearing upholstery, not removable: the essential design texture allows excellent breathability that **reduces sweating and bacteria formation**. The composition of the fabric allows easy sanitation and washing with quick drying times. The texture maintains the performance even at high loads and it has **self-supporting effect**. It is **fire retardant** according to reaction to fire Class 1 (non-flammable combustible materials) according to the MD of 26th June 1984 and subsequent amendments and additions.
 - » Removable cover is made by very breathable and high quality material both internally and externally. The inner padding has a **highly innovative leading edge structure**, that is three-dimensional, **lightweight**, providing extremely high air circulation, **optimal weight distribution** and excellent comfort. The external fabric is **highly resistant to abrasion** too. **Fire retardant** according to EN 1021-1:2014 and EN 1021-2:2014 standards.
- **Backrest** adjustable in height and tilt thanks to gas spring. Foldable for transport.
- Soft **armrests**, adjustable in height and tilt.
- **Multadjustable padded pelvic side supports** for greater containment. Adjustable in width, rotation and depth.
- **Safe adjustments without any risk of losing the screw.**
- **Seat** tilted by gas spring; adjustable in depth and width thanks to padded pelvic side supports.
- **Legrest** adjustable in height and tilt with physiological fulcrum, such as to make the adjustment comfortable. Adjustable in depth with the seat.
- **Calf rests** adjustable in height and depth.
- **Footrests** tilting and adjustable in flexion-extension.
- **Twin solid wheels**, 75 mm swiveling, all equipped with parking brakes.

Marked

Attention! Read carefully the user and maintenance manual

Please check off the interested products



MEASURES

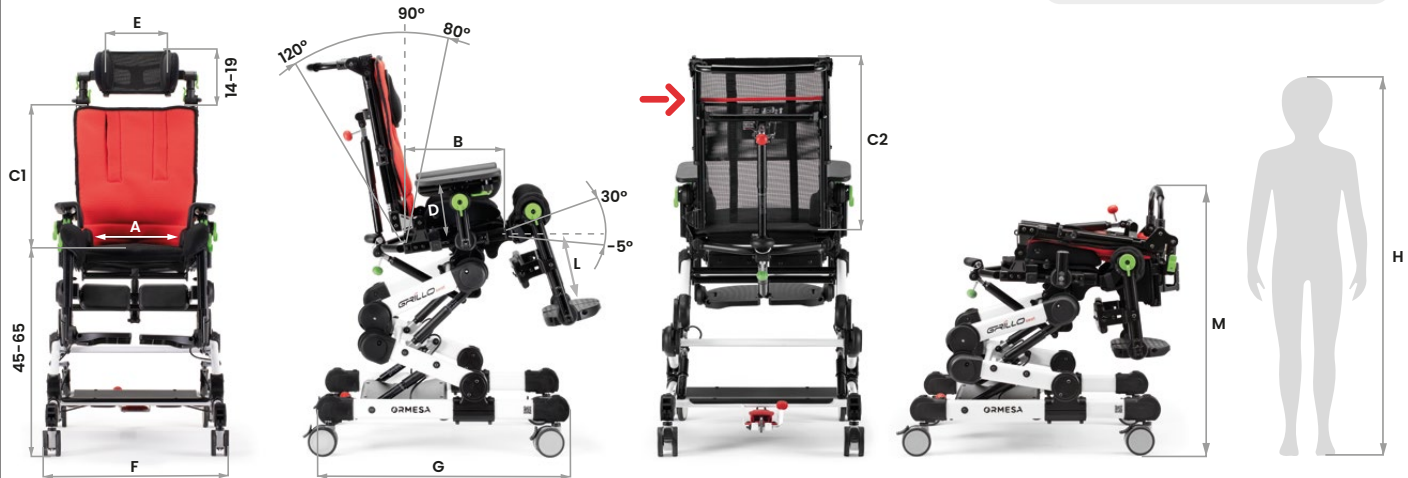
Backrest upholstery colour:



Frame colour: white




measures table with and without postural headrest


With the external headrest 863 don't raise the backrest above the red line.



	A	B	C1	C2	D	E	F	G	L	M	Tot. weight	Max. Load	User height (H)
Medium	25-35 cm 9,8-13,7 in	28-43 cm 11-16,9 in	40-55 cm 15,7-21,6 in	40-70 cm 15,7-27,5 in	16-20 cm 6,2-7,8 in	20 cm 7,8 in	58 cm 22,8 in	74 cm 29,1 in	25-40 cm 9,8-15,7 in	70 cm 27,5 in	24,3 kg 53,5 lb	45 kg 99,2 lb	110-145 cm 43,3-57 in

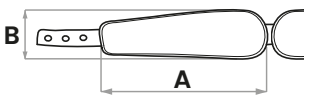
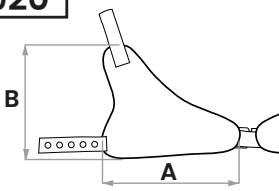
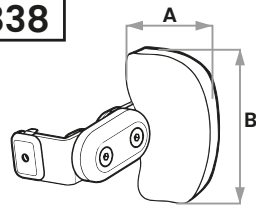
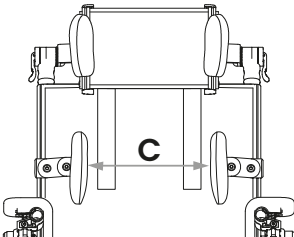
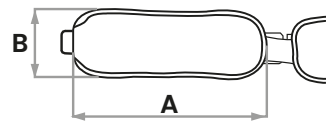
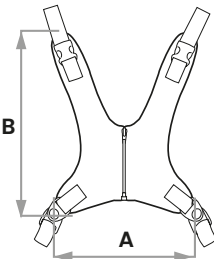
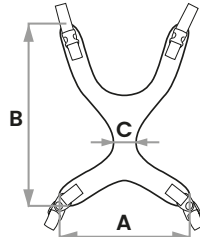
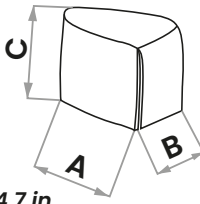
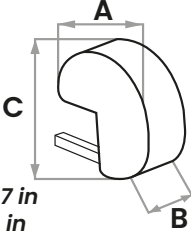
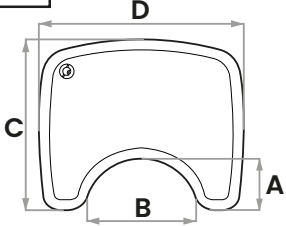
↓ TO BE COMPLETED WITH THE HEADREST

<input type="checkbox"/> 865 Padded headrest adjustable in height.	<input type="checkbox"/> 835 Padded, shaped and containing headrest adjustable in height.	<input type="checkbox"/> 863 Postural headrest adjustable in height, tilt and depth.
		

 If the headrest model is not selected, the high chair will be sent with the simpler 865 model.

↓ ADDITIONAL COMPONENTS

947 Pelvic belt with variable angle <input type="checkbox"/> S <input type="checkbox"/> M	920 Four point pelvic belt <input type="checkbox"/> S <input type="checkbox"/> M	838 Trunk side supports Adjustable in height, width and transversally. <input type="checkbox"/> S <input type="checkbox"/> M	<input type="checkbox"/> 868 Wrappable and flexible trunk supports Adjustable in height, width and transversally.	<input type="checkbox"/> 961 Elbow side supports
				
853 Vest harness with zipper <input type="checkbox"/> S	853 slim Four point shaped harness <input type="checkbox"/> M	834R Adjustable abduction block in depth and abduction. <input type="checkbox"/> mini/S <input type="checkbox"/> M	834N Narrow abduction block <input type="checkbox"/> mini/S <input type="checkbox"/> M	<input type="checkbox"/> 824 Tray with wrap-around recess Adjustable in depth, height and tilt with armrests.
				
<input type="checkbox"/> 960 Heel rests	<input type="checkbox"/> 962 Footrests + Heelrests	Notes: _____ _____ _____ _____ _____		
				

COMPONENTS MEASURES	947  small A=19 cm/7,4 in B=6 cm/2,3 in medium A=25,5 cm/10 in B=8 cm/3,1 in	920  small A=16 cm/6,2 in B=15,5 cm/6,1 in medium A=23 cm/9 in B=19 cm/7,4 in	838  small A=10 cm/3,9 in B=13 cm/5,1 in medium A=11 cm/4,3 in B=17 cm/6,6 in	C=23-29 cm/9-11,4 in 
	868  small A=26 cm/10,2 in B=9 cm/3,5 in	853  small A=25 cm/9,8 in B=34 cm/13,3 in	853 slim  medium A=33 cm/12,9 in B=46 cm/18,1 in C=5 cm/1,9 in	834R  mini/s A=12 cm/4,7 in B=8-10 cm/3,1-3,9 in C=9 cm/3,5 in medium A=14 cm/5,5 in B=10-13 cm/3,9-5,1 in C=13 cm/5,1 in
	834N  mini/s A=12 cm/4,7 in B=4 cm/1,5 in C=14 cm/5,5 in medium A=15 cm/5,9 in B=4 cm/1,5 in C=17 cm/6,6 in	824  A= 16 cm/6,2 in B= 38 cm/14,9 in C= 53 cm/20,8 in D= 64 cm/25,1 in		